

WHAT ARE TRANSFER SHEETS?

Chef Rubber a la Minute



@fortenj - Nicholas Forte

WHAT ARE THEY, HOW DO THEY WORK?


A quick intro guide to understanding and using chocolate transfer sheets.

What are transfer sheets you may ask? With so many other companies calling different products "transfer sheets" we are finally putting to rest all confusion. In the chocolate and pastry industry transfer sheets are beautiful designs and patterns that are applied to tempered chocolate to transfer the design like a magic trick! Chef Rubber transfer sheets are simply high quality designs crafted on plastic sheets (guitar sheets) made with the highest quality colored cocoa butter. Unlike others products **claiming to be, transfer sheets** are not made with oils and fillers and are usually not made with printers or inks. **Products claiming to be transfer sheets, which are created in this manner, may not give you the expected results.**

THINK ABOUT IT

When working with couverture, the two main ingredients are cocoa butter and cocoa solids.

It makes sense when working with couverture that your color and transfer sheets, must also contain cocoa butter content for maximum results.



WHAT ARE TRANSFER SHEETS USED ON?

Initially Transfer Sheets were made to work with couverture items like:

- Chocolate Bonbons ✓
- Chocolate Showpieces ✓
- Chocolate Dipped items ✓
- Chocolate Decorations ✓

However, in recent years... we have seen a shift in creativity! People are not afraid to try new things, and do things a bit out of the box. And in the process we have discovered that Chef Rubber Transfer Sheets CAN work with other products like cookies, shortbread, caramel, gummies and more!

The process will be different for everyone, and will depend on what you are making!

For instance if making gummies, pour your mix into the moulds and as the gummies are starting to cool down a bit, you can apply the transfer sheets and place a sheet pan on top until they have completely cooled and set up. The process is similar for every product, the **KEY is** you need heat for the transfer sheet to activate and actually transfer to the product. Just keep in mind, transfer sheets are made with guitar sheets so **if applied to high heat they can melt**.

Don't be afraid to play around, try them on everything and see what works best for you!

COOKIES 🍪



@cobyknoop

SHORTBREAD 🍪



@chefasaurusrex

CARAMEL 🍬



@rebeledibles

CHOCOLATE 🍫



@melissacoppelchocolatier

HOW DO TRANSFER SHEETS WORK??

The first thing that comes to mind when trying to explain how a transfer sheet works is those cool temporary tattoos we all used as kids. You place the tattoo face down on your skin and use a damp cloth to apply pressure on the back side and get it wet enough so when you peel it it will have transferred to your skin.


Well this is how transfer sheets work, in a sense. Minus the skin, minus the water💧 What you DO need to work with transfer sheets is a warmed up surface to apply it to .

The medium most commonly used is chocolate, so we will move forward with explaining how to use a transfer sheet on chocolate.

There are many methods to applying the transfer sheet, so let's join Silatrix and jump down the rabbit hole!



Temporary Tattoo



@oliviarae54



Chocolate "Tattoo"
Transfer Sheets

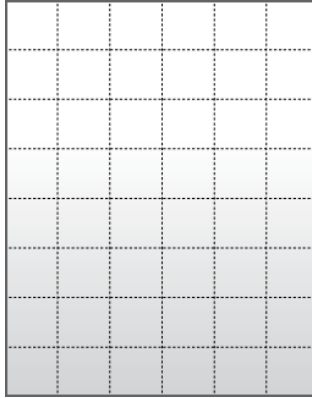
CHEF RUBBER TRANSFER SHEET SIZE OPTIONS

- Standard 12"x16" - repeating patterns
- 1.75" Squares - 48 perforated squares
- Magnetic - Sheet with 3 perforated sections 10.375" x 15"
- Full Sheet - 24" x 16" Repeating Pattern


STANDARD 12"x16" -
REPEATING PATTERNS




1.75" SQUARES



MAGNETIC SHEETS



FULL SHEETS



CLIFF NOTES

- *Half Sheet 12x16" - Continuous Patterns*
ex: capping bonbons, chocolate decor
- *Squares 1.75 x 1.75" - design printed in center of square.*
ex: enrobed or hand dipped chocolate
- *Magnetic Sheet - continuous pattern or cavity layouts. ex: chocolates molded in magnetic moulds*
- *Full Sheet - continuous pattern or custom layouts.*
ex: chocolates, cakes, larger projects

CUSTOM AND NATURAL OPTIONS



CUSTOM CUSTOM CUSTOM
CUSTOM CUSTOM CUSTOM
CUSTOM CUSTOM CUSTOM

TRANSFER SHEETS ARE THE PERFECT WAY TO PERSONALIZE

- Weddings
- Bridal Showers
- Baby Showers
- Birthdays
- Bar Mitzvahs
- Graduations
- Branding
- Corporate Gifts
- Grand Openings
- Holidays
- Hotels & Casinos
- Sports Teams



@cricketandfig



@elbowchocolates



@cbyc.ny



@oneupchocolates

ASK US ABOUT IT



NATURAL COLORS OPTIONS
NATURAL COLORS OPTIONS
NATURAL COLORS OPTIONS

[Click here to get started on a custom project](#)